

## Travel with Alpride airbag system E1

Alpride SA  
Ch. des Chômeurs 2  
2523 Lignièrès – Switzerland  
[www.alpride.com](http://www.alpride.com)

---

Update : 10.01.2019

### **Alpride airbag system E1**

The Alpride E1 airbag system is an electrical airbag system and is powered with 2 x AA battery (visible under the battery cover)

The Alpride E1 system has:

- No LI-Po or Li-ion Batteries
- No Pyrotechnics
- No Cylinders under pressure / cartridges of compressed gas
- The E1 airbag system is fitted with pressure relief valves.
- By switching OFF the system, there are no risks to be accidentally activated.
- The E1 system is CE certified following EN16716:2017 and the following standards are

met:

- Electrical safety:
  - EN 60335-2-80:2003+A1:2004+A2:2009
  - EN 60335-1:2012+A11:2014+A13:2017
- Electromagnetic Field (EMF):
  - EN 62233:2008
- Electromagnetic Compatibility (EMC):
  - EN 55014-1:2006 + A1:2009 + A2:2011
  - CISPR 14-1:2016
  - EN 55014-2:2015
  - CISPR 14-2:2015
  - EN 61000-6-3:2007 + A1:2011+AC:2012
  - IEC 61000-6-3:2011 (ed. 2.1)
  - EN 61000-6-2:2005
  - IEC 61000-6-2:2016 (ed3.0)



- The E1 system contains 4 supercapacitors Maxwell BCAP0350 of 0.35 Wh but is **not considered as dangerous goods** because following the UN3499 special provision A186, the supercapacitors are protected against short circuit and are packaged in a strong outer packaging (see standards listed above) constructed of suitable material and of adequate strength and design in relation to the packaging's intended use and in such a manner as to prevent accidental functioning of capacitors during transport: Refer to the Datasheet BC Series Ultracapacitors Page 3, Refer to supercapacitor Maxwell safety datasheet Document control number 3000389-EN, revision date August 30, 2018, Page 8 and Maxwell transport regulation letter, revision date June 8, 2018.

**Datasheet BC Series Ultracapacitors Page 3:**

*Per United Nations material classification UN3499, all Maxwell ultracapacitors have less than 10 Wh capacity to meet the requirements of Special Provisions 361.*

*Both individual ultracapacitors and modules composed of those ultracapacitors shipped by Maxwell can be transported without being treated as dangerous goods (hazardous materials) under transportation regulations.*

**Supercapacitor Maxwell safety datasheet Document control number 3000389-EN:**

**INTERNATIONAL AIR TRANSPORT ASSOCIATION (IATA):** *This product is listed in the IATA Dangerous Goods Regulation under the listing for Capacitor, electric double layer with an energy storage capacity greater than 0.3 Wh. However, Electric Double-layer Capacitors with an energy storage capacity of 10 Wh or less, including when configured in a module, are not subject to other provisions of the Dangerous Goods Regulation and do not need to be shipped as dangerous goods when they are packaged in a manner that protects them from short circuits or fitted with a metal strap connecting the terminals. Cells with a storage capacity greater than 10 Wh must be shipped as dangerous goods, per IATA regulations. Proper IATA Shipping name: UN3499, Capacitor, electric double layer, 9. (See A186, SP361)*



**U.S. DEPARTMENT OF TRANSPORTATION:** *This product is listed in the DOT Hazardous Materials Regulation (HMR) under the listing for Capacitor, electric double layer with an energy storage capacity greater than 0.3 Wh. However, Electric Double-layer Capacitors with an energy storage capacity of 10 Wh or less, including when configured in a module, are not subject to other provisions of the HMR and do not need to be shipped as hazardous material when they are packaged according the requirements of 49 CFR §173.176. Specifically, they must be packaged in a manner that protects them from short circuits or fitted with a metal strap connecting the terminals. Cells with a storage capacity greater than 10 Wh must be shipped as hazardous materials, per U.S. DOT regulations. Proper DOT Shipping name: UN3499, Capacitor, electric double layer, 9. Note that all Maxwell/Nesscap ultracapacitor cells currently have an energy storage capacity of 10 Wh or less.*

A handwritten signature in blue ink, appearing to read 'MS' followed by a flourish.

Marc-Antoine Schaer  
Founder & CEO Alpride SA

## FEATURES AND BENEFITS\*

- Up to 500,000 duty cycles or 10 year life
- Low internal resistance
- High power performance
- 310F and 350F capacitance values
- Radial terminals for PCB mounting

## TYPICAL APPLICATIONS

- Wind turbine pitch control
- Automotive subsystems
- Small UPS systems
- Consumer and industrial electronics
- Medical equipment
- Portable tools



## PRODUCT SPECIFICATIONS

## ELECTRICAL

	BCAP0310	BCAP0350
Rated Capacitance <sup>1</sup>	310 F	350 F
Minimum Capacitance, initial <sup>1</sup>	310 F	350 F
Maximum ESR <sub>DC</sub> , initial <sup>1</sup>	2.2 mΩ	3.2 mΩ
Test Current for Capacitance and ESR <sub>DC</sub> <sup>1</sup>	31 A	35 A
Rated Voltage	2.70 V	2.70 V / 2.50 V
Absolute Maximum Voltage <sup>2</sup>	2.85 V	2.85 V
Absolute Maximum Current	250 A	170 A
Leakage Current at 25°C, maximum <sup>3</sup>	0.45 mA	0.30 mA

## TEMPERATURE

Operating temperature range (Cell case temperature)		
Minimum	-40°C	-40°C
Maximum	65°C	65°C / 70°C
Storage temperature range (Stored uncharged)		
Minimum	-40°C	-40°C
Maximum	70°C	70°C

## PHYSICAL

Mass, typical	60 g	60 g
Terminals	Radial Tab	Radial Tab
Vibration	IEC 60068.2.6, SAE J2380	IEC 60068.2.6, SAE J2380
Shock	IEC 60068.2.27, SAE J2464	IEC 60068.2.27, SAE J2464

## POWER &amp; ENERGY

	BCAP0310	BCAP0350
Usable Specific Power, P <sub>d</sub> <sup>4</sup>	6,600 W/kg	4,600 W/kg
Impedance Match Specific Power <sup>5</sup>	14,000 W/kg	9,500 W/kg
Specific Energy, E <sub>max</sub> <sup>6</sup>	5.2 Wh/kg	5.9 Wh/kg
Stored Energy <sup>7,11</sup>	0.31 Wh	0.35 Wh

\*Results may vary. Additional terms and conditions, including the limited warranty, apply at the time of purchase. See the warranty details and enclosed information for applicable operating and use requirements.

## PRODUCT SPECIFICATIONS (Cont'd)

## SAFETY

	BCAP0310	BCAP0350
Short Circuit Current, typical (Current possible with short circuit from rated voltage. Do not use as an operating current.)	1,200 A	840 A
Certifications	UL810a, RoHS	UL810a, RoHS

## TYPICAL CHARACTERISTICS

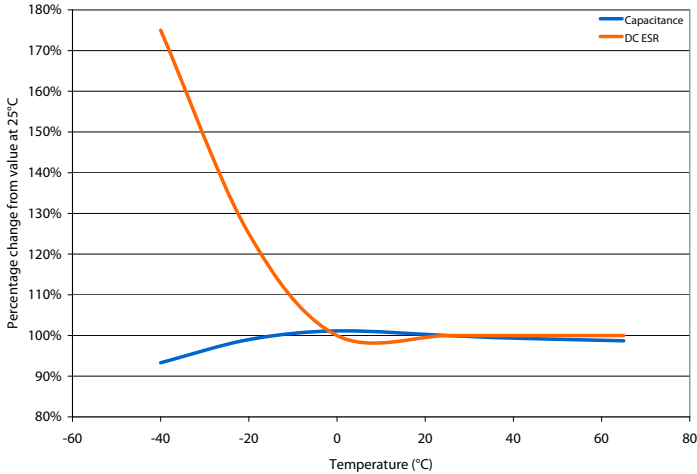
## THERMAL CHARACTERISTICS

Thermal Resistance ( $R_{ca}$ , Case to Ambient), typical <sup>8</sup>	10.9°C/W	10.9°C/W
Thermal Capacitance ( $C_{th}$ ), typical <sup>8</sup>	60 J/°C	60 J/°C
Maximum Continuous Current ( $\Delta T = 15^\circ\text{C}$ ) <sup>8</sup>	25 A <sub>RMS</sub>	21 A <sub>RMS</sub>
Maximum Continuous Current ( $\Delta T = 40^\circ\text{C}$ ) <sup>8</sup>	41 A <sub>RMS</sub>	34 A <sub>RMS</sub>

## LIFE

DC Life at High Temperature <sup>1</sup> (at Rated Voltage & Maximum Operating Temperature)	1,500 hours	1,500 hours
Capacitance Change (% decrease from minimum initial value)	20%	20%
ESR Change (% increase from maximum initial value)	100%	100%
Projected DC Life at 25°C <sup>1</sup> (held continuously at Rated Voltage)	10 years	10 years
Capacitance Change (% decrease from minimum initial value)	20%	20%
ESR Change (% increase from maximum initial value)	100%	100%
Projected Cycle Life at 25°C <sup>1,9,10</sup>	500,000 cycles	500,000 cycles
Capacitance Change (% decrease from minimum initial value)	20%	20%
ESR Change (% increase from maximum initial value)	100%	100%
Test Current	31 A	35 A
Shelf Life (Stored uncharged at 25°C)	4 years	4 years

ESR AND CAPACITANCE VS TEMPERATURE



NOTES

1. Capacitance and  $ESR_{DC}$  measured at 25°C using specified test current per waveform below.
2. Absolute maximum voltage, non-repeated. Not to exceed 1 second.
3. After 72 hours at rated voltage. Initial leakage current can be higher.

4. Per IEC 62391-2,  $P_d = \frac{0.12V^2}{ESR_{DC} \times \text{mass}}$

5.  $P_{max} = \frac{V^2}{4 \times ESR_{DC} \times \text{mass}}$

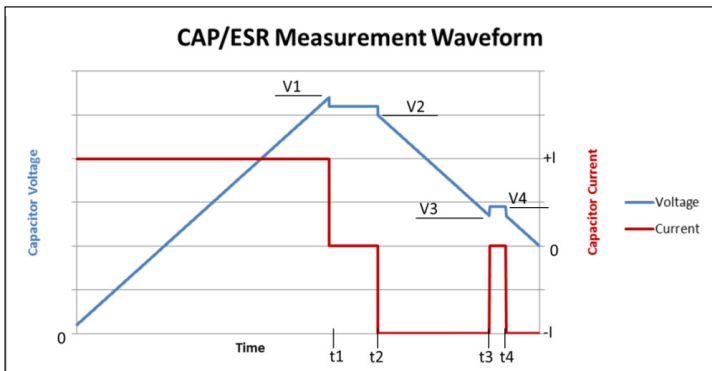
6.  $E_{max} = \frac{1/2 CV^2}{3,600 \times \text{mass}}$

7.  $E_{stored} = \frac{1/2 CV^2}{3,600}$

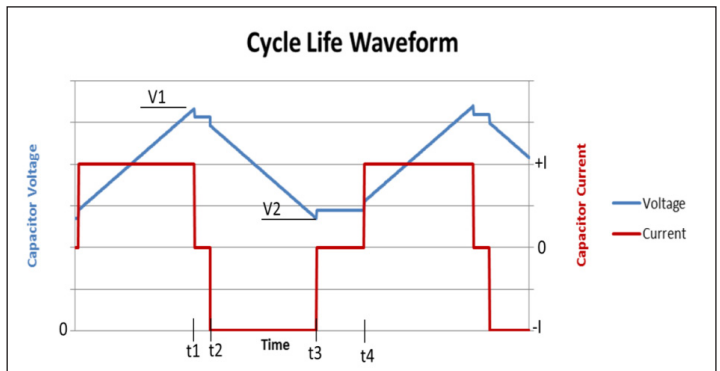
8.  $\Delta T = I_{RMS}^2 \times ESR \times R_{ca}$

9. Cycle using specified test current per waveform below.

10. Cycle life varies depending upon application-specific characteristics. Actual results will vary.
11. Per United Nations material classification UN3499, all Maxwell ultracapacitors have less than 10 Wh capacity to meet the requirements of Special Provisions 361. Both individual ultracapacitors and modules composed of those ultracapacitors shipped by Maxwell can be transported without being treated as dangerous goods (hazardous materials) under transportation regulations.



$V1 = V_{rated}$        $t2 - t1 = 15 \text{ seconds}$        $\text{Capacitance} = I \times (t3 - t2) / (V2 - V3)$   
 $V3 = 0.5 \times V_{rated}$        $t4 - t3 = 5 \text{ seconds}$        $\text{ESR} = (V4 - V3) / I$



$V1 = V_{rated}$        $t2 - t1 = 5 \text{ seconds (I=0)}$   
 $V2 = 0.5 \times V_{rated}$        $t4 - t3 = 15 \text{ seconds (I=0)}$

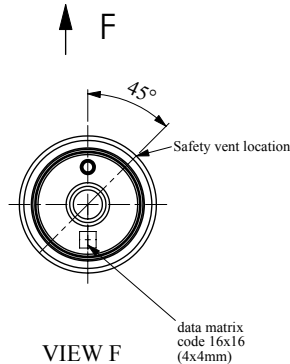
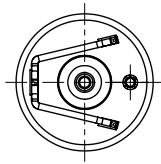
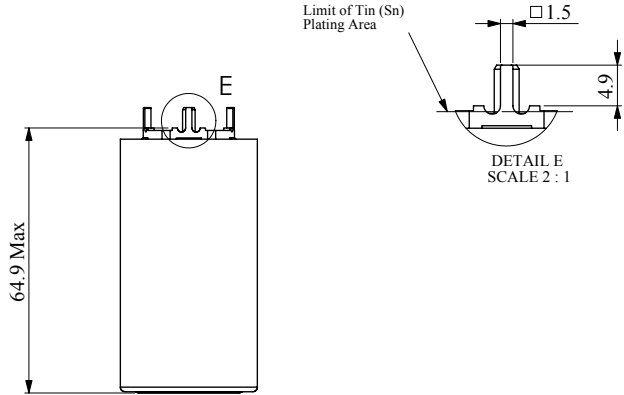
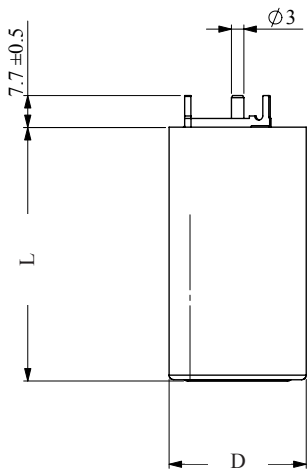
**MOUNTING RECOMMENDATIONS**

Do not reverse polarity. Please refer to document number 1008238, available at maxwell.com for soldering recommendations.

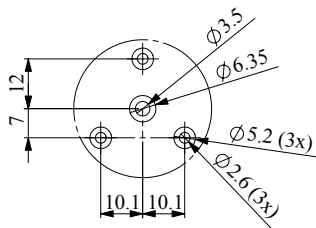
**MARKINGS**

Products are marked with the following information: Rated capacitance, rated voltage, product number, name of manufacturer, positive terminal, warning marking, serial number.

**BCAP0350 E270 T11**



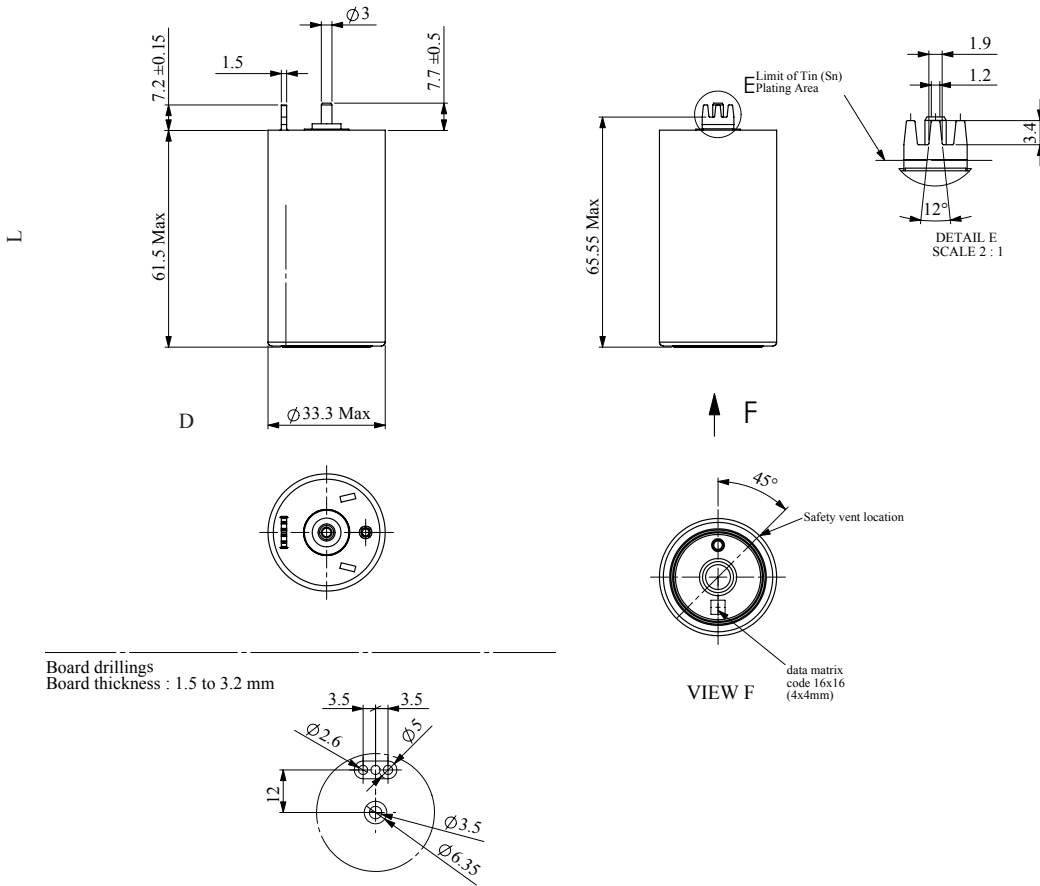
Board drillings  
Board thickness : 1.5 to 3.2 mm



Part Description	Dimensions (mm)		Package Quantity
	L (max)	D (max)	
BCAP0350 E270 T11	61.5	33.3	250

Product dimensions are for reference only unless otherwise identified. Product dimensions and specifications may change without notice. Please contact Maxwell Technologies directly for any technical specifications critical to application.

BCAP0310 P270 T10



Part Description	Dimensions (mm)		Package Quantity
	L (max)	D (max)	
BCAP0310 P270 T10	61.5	33.3	250

Product dimensions are for reference only unless otherwise identified. Product dimensions and specifications may change without notice. Please contact Maxwell Technologies directly for any technical specifications critical to application. All products featured on this datasheet are covered by the following U.S. patents and their respective foreign counterparts: 6643119, 7295423, 7307830, 7342770, 7352558, 7384433, 7492571, 7508651, 7791860, 7791861, 7883553, 7935155, 8072734, 8279580, and patents pending.



**Maxwell Technologies, Inc.**  
**Global Headquarters**  
 3888 Calle Fortunada  
 San Diego, CA 92123  
 USA  
 Tel: +1 858 503 3300  
 Fax: +1 858 503 3301



**Maxwell Technologies SA**  
 Route de Montena 65  
 CH-1728 Rossens  
 Switzerland  
 Tel: +41 (0)26 411 85 00  
 Fax: +41 (0)26 411 85 05



**Maxwell Technologies, GmbH**  
 Leopoldstrasse 244  
 80807 München  
 Germany  
 Tel: +49 (0)89 / 4161403 0  
 Fax: +49 (0)89 / 4161403 99



**Maxwell Technologies Shanghai Trading Co. Ltd.**  
 Unit A2,C 12th Floor  
 Huarun Times Square  
 500 Zhangyang Road,  
 Pudong New Area  
 Shanghai 200122,  
 P.R. China  
 Phone: +86 21 3852 4000  
 Fax: +86 21 3852 4099



**Maxwell Technologies Korea, Ltd.**  
 Room 1524, D-Cube City  
 Office Tower, 15F #662  
 Gyeongin-Ro, Guro-Gu,  
 Seoul, 152-706  
 South Korea  
 Phone: +82 10 4518 9829

MAXWELL TECHNOLOGIES, MAXWELL, MAXWELL CERTIFIED INTEGRATOR, ENABLING ENERGY'S FUTURE, BOOSTCAP, C CELL, D CELL and their respective designs and/or logos are either trademarks or registered trademarks of Maxwell Technologies, Inc. and may not be copied, imitated or used, in whole or in part, without the prior written permission Maxwell Technologies, Inc. All contents copyright © 2013 Maxwell Technologies, Inc. All rights reserved. No portion of these materials may be reproduced in any form, or by any means, without prior written permission from Maxwell Technologies, Inc.





# ULTRACAPACITOR SAFETY DATA SHEET (SDS)

This document is prepared as a courtesy to provide persons using this product with additional safety and regulatory information. Users are also encouraged to access the applicable SDS for the internal components referenced in Section 3 below.

**Note:** This product is an "Article" under the U.S. Federal OSHA Hazard Communication Standard (29 CFR 1910.1200), EU Directives, Japanese, Chinese and Korean regulations and the Canadian Workplace Hazardous Materials Standard. Refer to Section 15 (Regulatory Information) for specific regulatory citations. As an article, this product presents negligible health and physical hazards under reasonably anticipated conditions of use. Accordingly, a Safety Data Sheet (SDS) is not required for this product under the standards cited above.

Prepared using U.S. OSHA, CMA, ANSI, Canadian WHMIS, Australian NOHSC, Japanese, Chinese, and European Union Standards as a guide.

## SECTION 1 - PRODUCT IDENTIFICATION



Representative Product Image

Product Identifier:	Ultracapacitor
Synonyms, Other Means of Identification:	Supercapacitor, electric double layer capacitor
Description:	Commercial Product
Manufacturer:	<b>Maxwell Technologies, Inc.</b> 3888 Calle Fortunada San Diego, CA 92123 +1 (858) 503-3300
Emergency Phone Number:	CHEMTREC +1 (800) 424-9300

## SECTION 2 - HAZARDS IDENTIFICATION

This ultracapacitor is a manufactured electronic product that contains primarily non-hazardous materials, including metal and plastic. Ultracapacitors are sealed, metal containers (steel or aluminum), which enclose layers of activated carbon that is saturated with an electrolyte solution. The electrolyte solution contains a quaternary ammonium salt compound (tetraethylammonium tetrafluoroborate) dissolved in the solvent acetonitrile. Assembled layers of activated carbon are inserted into a metal outer container, are saturated with the above electrolyte solution and are then sealed and stored in an electrically uncharged state. If the contents of these ultracapacitors remain sealed in the outer shell and they are kept uncharged, persons handling these products will avoid the risks associated with the hazardous components of the electrolyte. Accordingly, precautions should be taken to avoid rupture or overheating the sealed metal containers.

**EMERGENCY OVERVIEW:** *Product Description:* This product is a solid article consisting of an opaque plastic and metal sealed case, which is filled with an electrolyte solution that has been almost completely adsorbed and/or absorbed by the activated carbon layers. **HEALTH HAZARDS:** This product is considered a manufactured article and presents negligible health hazards under typical use conditions. Misuse of this product, such as deliberate destruction, overcharging or heating, may release internal components contained within the sealed case. Skin contact with the carbon may cause mild irritation. **FLAMMABILITY HAZARDS:** The internal components of this product are flammable and may be ignited if a rupture occurs and they are exposed to an ignition source or if subjected to direct flame. If an ultracapacitor is involved in a fire, the chemicals contained in the case may thermally decompose and produce toxic gases (e.g. nitrogen oxides, carbon oxides, hydrogen cyanide, hydrogen fluoride and other miscellaneous fluoride and boron compounds). During a fire involving this product, care should be taken to avoid inhalation of fumes or vapors. Misuse of this product, such as overcharging, may cause the article to vent, which could then cause a release of these toxic fumes as well. **REACTIVITY HAZARDS:** Negligible. **ENVIRONMENTAL HAZARDS:** Negligible. **EMERGENCY CONSIDERATIONS:** Emergency responders must wear proper personal protective equipment (and have appropriate fire-suppression equipment) suitable for the situation to which they are responding. Appropriate precautions should be taken in the event of a container rupture under emergency conditions including fire.

## SECTION 3 - COMPOSITION/INFORMATION ON INGREDIENTS

This product is a solid article consisting of an opaque plastic and metal casing filled with activated carbon saturated with an electrolyte solution. The following information is for the components of the ultracapacitor. As manufactured and under normal use conditions, exposure to individual electrolyte components is not expected. If this product is heated, cut or otherwise manipulated in such a way that releases the internal components or produces fumes or vapors, exposure to these internal components is possible.

CHEMICAL NAME	CAS #	EUROPEAN EINECS #	JAPANESE MITI #	KOREAN ECL #	CHINESE IECSC 2007 INVENTORY	NEW ZEALAND NZIoC	% w/w	EU CLASSIFICATION FOR COMPONENTS
Acetonitrile	75-05-8	200-835-2	2-1508	KE-00067	Listed	HSR001071	20-30%	HAZARD CLASSIFICATION: See below
Activated Carbon	7440-44-0	231-153-3	Mineral Excepted	KE04671	Listed	HSR001271	10-20%	HAZARD CLASSIFICATION: Not applicable RISK PHRASES: Not applicable
Tetraethylammonium tetrafluoroborate	429-06-1	207-055-1	Unlisted	KE-05-1249	Listed	HSR004712	5-15%	HAZARD CLASSIFICATION: See below
Aluminum	7429-90-5	-	-	-	Listed	-	25-35%	HAZARD CLASSIFICATION: Not applicable RISK PHRASES: Not applicable
Paper	-	-	-	-	-	-	1-10%	HAZARD CLASSIFICATION: Not applicable RISK PHRASES: Not applicable
Cellulose	9004-34-6	232-674-9	-	-	-	-	0-5%	HAZARD CLASSIFICATION: Not applicable RISK PHRASES: Not applicable
Other minor components that comprise the balance of the capacitor (e.g. elastomers, plastic, etc.)							Balance	HAZARD CLASSIFICATION: Not applicable RISK PHRASES: Not applicable

## Hazardous Ingredients according to Regulation (EC) No. 1272/2008

Component	Classification	Concentration
Acetonitrile CAS No. 75-05-8 EC No. 200-835-3 Index No. 608-001-00-3 Registration No. 01-2119471307-38-XXXX	Flam. Liq. 2; Acute Tox. 4; Eye Irrit. 2; H225; H302; H332; H312; H319	20% - 30%
Tetraethylammonium tetrafluoroborate CAS No. 429-06-1 EC No. 200-835-3 Index No. Not listed Registration No. Not listed	Acute Tox. 4; Skin Irrit. 2; Eye Irrit. 2; STOT SE 3; H302; H332; H312; H315; H319; H335	5% - 15%

See Section 16 for full text of the H-Statements mentioned in this Section

## SECTION 4 - FIRST AID INFORMATION

Damaged ultracapacitors may release electrolyte containing acetonitrile and TEABF<sub>4</sub>. Acetonitrile is moderately toxic by inhalation and/or skin adsorption. If necessary, physicians should refer to Section 11 (Toxicological Information) in the event there is a severe inhalation, skin contact or ingestion exposure to the electrolyte solution. Under these circumstances, take a copy of this SDS to the physician or health care professional with the exposed individual. First-aid measures applicable to contamination with the electrolyte solution are as follows:

**RECOMMENDATIONS TO PHYSICIANS:** Eliminate exposure and treat symptoms.

**SKIN EXPOSURE:** If skin exposure to electrolyte occurs, flush contaminated area liberally with water. Seek medical attention if any adverse effects occur after flushing.

**EYE EXPOSURE:** If liquid, vapors or fumes from the electrolyte contained in this product contaminate the eyes, rinse eyes under gently running water. Use sufficient force to open eyelids and then "roll" eyes while flushing. Minimum flushing is for 20 minutes. Seek medical attention.

**INHALATION:** If vapors or fumes from the electrolyte contained in this product are inhaled, remove exposed person to fresh air. If necessary, use artificial respiration to support vital functions and seek medical attention.

**INGESTION:** In the unlikely event that the electrolyte contained in this product is swallowed, CALL PHYSICIAN OR POISON CONTROL CENTER FOR MOST CURRENT INFORMATION. If professional advice is not available, DO NOT INDUCE VOMITING. Never induce vomiting or give diluents (milk or water) to someone who is unconscious, having convulsions, or unable to swallow. If victim is convulsing, maintain an open airway and obtain immediate medical attention.

**ELECTRIC SHOCK:** Victim should not be touched if a connection to the product still exists. Once the victim is no longer in contact with the device and if electric shock from the device has resulted in cessation of breathing, immediately begin cardiopulmonary resuscitation (CPR). If no person that is trained in CPR is available, obtain immediate medical advice on how to perform CPR. If the heart has stopped, a qualified person should begin CPR. Immediate medical attention should be sought while attempts to revive the victim are ongoing. If an automatic external defibrillator (AED) is available, immediately begin treatment with AED.

**MEDICAL CONDITIONS AGGRAVATED BY EXPOSURE:** No medical conditions are known to be aggravated by exposure to this product.

## SECTION 5 - FIRE-FIGHTING MEASURES

**SUITABLE FIRE EXTINGUISHING MATERIALS:** The following fire extinguishing materials are suitable for fires involving this product:

<b>Water Spray:</b> OK (cooling only and only if products are uncharged)	<b>Dry Chemical:</b> OK	<b>Carbon Dioxide:</b> OK
<b>Foam:</b> OK	<b>Halon:</b> OK	<b>Other ABC Type:</b> OK

**UNSUITABLE FIRE EXTINGUISHING MATERIALS:** None known.

**FIRE AND EXPLOSION HAZARDS:** This product is not flammable under normal operational and non-operational conditions; however if this product is operated improperly, punctured or exposed to high temperatures, as may be encountered in a fire situation, the adsorbed electrolyte may escape and ignite. Due to the small amount of electrolyte solution in each device and the presence of activated carbon, these articles contain little or no freestanding liquid and are not anticipated to pose a significant fire hazard under normal conditions of storage, use and shipment. Sealed devices involved in a fire may rupture explosively if heated for a sufficiently long period of time. If involved in a fire, the materials contained in these articles may thermally decompose and produce toxic gases (e.g. nitrogen oxides, carbon oxides, hydrogen cyanide, hydrogen fluoride and other fluoride and boron compounds).

*Explosion Sensitivity to Mechanical Impact:* Not sensitive.

*Explosion Sensitivity to Static Discharge:* Not sensitive.

**SPECIAL FIRE-FIGHTING PROCEDURES:** Incipient fire responders should wear eye protection. Structural firefighters must wear Self-Contained Air Breathing Apparatus (SCABA) and full protective equipment. Chemical resistant clothing may be necessary. Move the articles from fire area if it can be done without risk to personnel. Water spray or fog may be used by trained firefighters to disperse vapors, protect personnel and to cool fire-exposed containers in areas where dangerous electrical voltages are not present. If possible, prevent runoff water from entering storm drains, bodies of water, or other environmentally sensitive areas.

## SECTION 6 - ACCIDENTAL RELEASE MEASURES

**SPILL AND LEAK RESPONSE:** Because the hazardous constituents are adsorbed on carbon media and very little free liquid is available for release to the environment, this product does not normally represent a spill hazard. If failures occur or if misuse of the product results in a release or spill of the electrolyte solution, releases should be cleaned up by trained personnel using appropriate cleanup tools and techniques. Proper personal protective equipment (PPE) should be used. Eliminate all sources of ignition before cleanup begins. Secure cleanup residue in closed containers and manage residuals properly (see Section 13 - Disposal Considerations). Call CHEMTREC (1-800-424-9300) for emergency assistance, or if in Canada, call CANUTEC (613-996-6666).

## SECTION 7 - HANDLING AND STORAGE

**GENERAL SAFE WORK PRACTICES AND GOOD HYGIENE PRACTICES:** Do not eat, drink, smoke, or apply cosmetics while handling this article. Wash hands thoroughly after handling this article or containers for this article. Avoid breathing gases generated by this article. Use in a well-ventilated location. Follow SPECIFIC USE INSTRUCTIONS supplied the manufacturer.

**STORAGE AND HANDLING PRACTICES:** Employees must be trained to properly use this article. These articles are capable of accepting, storing, or releasing an electric charge. Although these articles are shipped uncharged and operate singly at low voltages, when charged and shorted, arcing may occur and result in molten metal splattering and arc-flash hazards. Remove hand jewelry before handling these articles. Keep away from heat, sparks, and other sources of ignition. Do not charge in unventilated areas. When stacking the articles upon one another, place insulating and cushioning layers between each unit, to avoid damage and short-circuiting. Do not use organic solvents other than recommended chemical cleaners. Store in a cool, dry, well-ventilated place away from combustible materials and away from material with which it is incompatible (see Section 10, Stability and Reactivity). Post warning and "NO SMOKING" signs in storage and use areas as appropriate. Have appropriate fire extinguishing and spill response equipment in the storage area (i.e., sprinkler system, portable fire extinguishers, sorbents, etc.). Inspect all incoming packages before storage to ensure that ultracapacitors are properly labeled and not damaged.

## SECTION 8 - EXPOSURE CONTROLS/PERSONAL PROTECTION

**NORMAL USE:** NOT APPLICABLE. Finished commercial product.

**FOR OPENED UNITS:** As an intact, sealed, manufactured article, exposure to individual components is not possible. If this product leaks, fails, is cut or is otherwise manipulated in such a way that the contents are released, exposure to the internal components is possible. The only internal component that is dispersible is the electrolyte; therefore, the following information applies to the electrolyte solution only.

Chemical Name	CAS #	Applicable Exposure Limits							Other
		OSHA-PELs		ACGIH-TLVs		ACGIH-RELS			
		TWA ppm	STEL ppm	TWA ppm	STEL ppm	TWA ppm	Skin Note	IDLH ppm	
Acetonitrile	75-05-8	40	60 (15 min.)	20	NE	20	Skin	500	DFG MAKs (skin) (vacated TWA = 20 ppm (skin) 1989 PEAK = 2 ppm MAX 15 min, average value, 1-hr interval, 4 PEL) per shift DFG MAK Pregnancy Risk Classification: C Carcinogen: EPA-CBD, EPA-D, TLV-A4
Tetraethylammonium tetrafluoroborate	429-06-1	NE	NE	NE	NE	NE	NE	NE	

NE = Not Established

## SECTION 9 - PHYSICAL AND CHEMICAL PROPERTIES

**Appearance (color, physical form, shape):** Finished commercial product. Various sizes and shapes.

**Volatile Organic Compound (VOC) Content:** Not applicable - Product not regulated for VOC Content at State or Federal level.

## SECTION 10 - STABILITY AND REACTIVITY

**STABILITY:** Stable under condition of normal temperature.

**DECOMPOSITION PRODUCTS:** Combustion: Products of thermal decomposition can include toxic gases (e.g. nitrogen oxides, carbon oxides, hydrogen cyanide, hydrogen fluoride and other miscellaneous fluoride and boron compounds).

**MATERIALS WITH WHICH SUBSTANCE IS INCOMPATIBLE:** Electrolyte Solution: Strong reducing agents, strong oxidizers, strong acids, diphenyl sulfoxide, trichlorosilane, n-fluoro compounds, nitrating agents.

**HAZARDOUS POLYMERIZATION:** Will not occur.

**CONDITIONS TO AVOID:** Avoid exposure to or contact with sparks, flames, or other sources of ignition, extreme temperatures, and incompatible chemicals.

## SECTION 11 - TOXICOLOGICAL INFORMATION

This product is a finished commercial product. It is classified as an "article" and exempt under the federal OSHA Hazard Communication standard.

**Chronic Effects:** No chronic health effects reported.

**Target Organs:** No target organ effects reported.

**Carcinogenicity:** This finished consumer product is not carcinogenic.

## SECTION 12 - ECOLOGICAL TOXICITY ENVIRONMENTAL FATE AND TRANSPORT

**ENVIRONMENTAL STABILITY:** This product is not expected to decompose in the environment. The following environmental data are available for components of the electrolyte solution.

**MOBILITY:** This product has not been tested for mobility in soil. The following information is available for the Acetonitrile component. Acetonitrile is expected to have high mobility in soil and to adsorb weakly to soils as predicted by its KOC value. Removal occurs primarily by volatilization and leaching into groundwater (HSDB 1994). Volatilization from moist soil surfaces is expected to be an important fate process. Acetonitrile has a vapor pressure of 88.8 mm Hg and would be expected to volatilize from dry soil surfaces. Volatilization from surface waters is slow due to the high water solubility, moderate vapor pressure, and low Henry's law constant (HSDB 1994). The water solubility of acetonitrile suggests that dissolution into clouds and raindrops may occur leading to possible removal in rainfall (U.S. EPA 1985).

## SECTION 12 - ECOLOGICAL TOXICITY ENVIRONMENTAL FATE AND TRANSPORT (CONTINUED)

**PERSISTENCE AND BIODEGRADABILITY:** The metal and plastic case of this product will persist in the environment for extended periods of time. The following information is available for the Acetonitrile component of the electrolyte solution.

- **Air:** If released to air, acetonitrile will exist solely as a vapor in the ambient atmosphere. Vapor-phase acetonitrile will be degraded in the atmosphere by reaction with photochemically produced hydroxyl radicals and ozone. The half-life for the reaction with hydroxyl radicals ranges from 0.6 to 20 days. The half-life for the reaction with ozone is somewhat slower and ranges from 54 to 76.4 days. Acetonitrile is not expected to be susceptible to direct photolysis by sunlight as it absorbs light only in the far UV region.
- **Soil:** Acetonitrile is removed from soil by microbial degradation (U.S. EPA 1985). *Nocardia rhodochrus* LL100-21 and *Aeromonas* sp. BN 7013 isolated from soils are capable of utilizing acetonitrile as a sole carbon and nitrogen source (CHEMFATE 1994; U.S. EPA 1985). The chemical is enzymatically hydrolyzed by a strain of the fungus *Fusarium solani* (U.S. EPA 1985). Evaporation and leaching are also important in removing acetonitrile from soils (U.S. EPA 1985). Biodegradation studies of acetonitrile with mixed cultures of microorganisms from activated sludge and sewage show that degradation proceeds slowly without acclimatization of microorganisms.
- **Water:** If released into water, acetonitrile is not expected to adsorb to suspended solids and sediment based upon its KOC value. Acetonitrile is removed from water by biodegradation, with decomposition occurring about five times faster following acclimation of the microorganisms (U.S. EPA 1985; CHEMFATE 1994). Decomposition of the chemical in the Ohio River (0.1 to 25 mg/L) was 20% in 5 days and 40% in 12 days (HSDB 1994). Degradation occurs by *Corynebacterium nitrilophilus* isolated from activated sludge (U.S. EPA 1985; CHEMFATE 1994). Enzymatic hydrolysis is accomplished by *Pseudomonas* sp. capable of utilizing acetonitrile as a sole carbon source (U.S. EPA 1985). Calculated volatilization half-lives from a typical pond and river are 11 days and 6 days, respectively (U.S. EPA 1985). Although slow, loss by volatilization may become more important in shallow waters (HSDB 1994). Volatilization from water surfaces is expected to be an important fate process based upon this compound's Henry's Law constant. Hydrolysis is not expected to be an important environmental fate process since this compound lacks functional groups that hydrolyze under environmental conditions.

**BIOACCUMULATION POTENTIAL:** The metal and plastic case of this product will not bioaccumulate. An estimated BCF of 3 was calculated for Acetonitrile, using a log KOW of -0.34 and a regression-derived equation. According to a classification scheme, this BCF suggests that the potential for bioconcentration in aquatic organisms is low.

**AQUATIC TOXICITY:** The release of a significant amount of electrolyte solution to an aquatic environment is unlikely. Acetonitrile has low acute toxicity to aquatic organisms; toxicity values are greater than 1000 mg/L. The 96-hour Median Tolerance Limit (TLm) values for *Pimephales promelas* (fathead minnow) in hard and soft water are 1020 mg/L and 1000 mg/L, respectively (Verschueren 1983). For *Lepomis macrochirus* (bluegill) and *Lebistes reticulatus* (guppy), the TLm values in soft water are 1850 mg/L and 1650 mg/L, respectively (Verschueren 1983). Tetraethylammonium tetrafluoroborate (TEABF4) may be toxic to aquatic organisms. Although data is lacking, available data suggests that TEABF4 is toxic to aquatic ecosystems. Additionally, quaternary ammonium compounds generally are aquatic toxins, and boron compounds tend to be toxic to aquatic organisms, particularly invertebrates. Do not allow TEABF4 residues to enter storm drains or waterways.

**SECTION 13 - DISPOSAL CONSIDERATIONS**

These articles are not exempt from government solid and hazardous waste regulations. As solid, intact articles, they are not specifically listed as, nor do they exhibit any characteristics of a hazardous waste; however, they do contain materials that may become an environmental concern if disposed improperly. The primary material of potential concern is the electrolyte, which contains acetonitrile and tetraethylammonium tetrafluoroborate. These articles should be disposed only in facilities suitable for accepting industrial waste that do not allow ultracapacitor components to be released into the environment, and not into municipal solid waste landfills. Check state and local regulations for any additional requirements, as these may be more restrictive than federal laws and regulations.

**USEPA (RCRA) HAZARDOUS WASTE NUMBER:** None

**EUROPEAN WASTE CODES:** 16 02 Wastes from Electrical and Electronic Equipment: 16 02 13: Discarded Equipment Containing Hazardous Components Other Than Those Mentioned in 16 02 09 to 16 02 12

**SECTION 14 - TRANSPORTATION INFORMATION**

**U.S. DEPARTMENT OF TRANSPORTATION:** This product is listed in the DOT Hazardous Materials Regulation (HMR) under the listing for Capacitor, electric double layer with an energy storage capacity greater than 0.3 Wh. However, Electric Double-layer Capacitors with an energy storage capacity of 10 Wh or less, including when configured in a module, are not subject to other provisions of the HMR and do not need to be shipped as hazardous material when they are packaged according to the requirements of 49 CFR §173.176. Specifically, they must be packaged in a manner that protects them from short circuits or fitted with a metal strap connecting the terminals. Cells with a storage capacity greater than 10 Wh must be shipped as hazardous materials, per U.S. DOT regulations. Proper DOT Shipping name: UN3499, Capacitor, electric double layer, 9. Note that all Maxwell/Nesscap ultracapacitor cells currently have an energy storage capacity of 10 Wh or less.

**INTERNATIONAL AIR TRANSPORT ASSOCIATION (IATA):** This product is listed in the IATA Dangerous Goods Regulation under the listing for Capacitor, electric double layer with an energy storage capacity greater than 0.3 Wh. However, Electric Double-layer Capacitors with an energy storage capacity of 10 Wh or less, including when configured in a module, are not subject to other provisions of the Dangerous Goods Regulation and do not need to be shipped as dangerous goods when they are packaged in a manner that protects them from short circuits or fitted with a metal strap connecting the terminals. Cells with a storage capacity greater than 10 Wh must be shipped as dangerous goods, per IATA regulations. Proper IATA Shipping name: UN3499, Capacitor, electric double layer, 9. (See A186, SP361)

**INTERNATIONAL MARITIME ORGANIZATION (IMO) DESIGNATION:** This product is listed in the IMO Dangerous Goods Regulation (IMDG) under the listing for Capacitor, electric double layer with an energy storage capacity greater than 0.3 Wh. However, Electric Double-layer Capacitors with an energy storage capacity of 10 Wh or less, including when configured in a module, are not subject to other provisions of the IMDG regulations and do not need to be shipped as dangerous goods when they are packaged in a manner that protects them from short circuits or fitted with a metal strap connecting the terminals. Cells with a storage capacity greater than 10 Wh must be shipped as dangerous goods, per IMO regulations. Proper IMO IMDG Shipping name: UN3499, Capacitor, electric double layer, 9. (See 36-12)



## SECTION 15 - REGULATORY INFORMATION

**UNITED STATES REGULATIONS:**

**SARA REPORTING REQUIREMENTS:** The components of these products are subject to reporting requirements under Sections 302, 304, 311, 312 and 313 of Title III of the Superfund Amendments and Reauthorization Act of 1986 (SARA), as indicated below:

- **SARA Section 302:** None of the components of Maxwell ultracapacitors has a Threshold Planning Quantity listed in the implementing regulations for SARA Section 302 contained in Appendix A to 40 CFR Part 355.
- **SARA Section 304:** The CERCLA release reporting threshold for acetonitrile is 5,000 pounds.
- **SARA SECTIONS 311/312:** The default Federal SDS submission and inventory requirement filing threshold of 10,000 lbs. (4,540 kgs) applies to acetonitrile, per 40 CFR §370.20. For Product As Manufactured: ACUTE: No; CHRONIC: No; FIRE: No; REACTIVE: No; SUDDEN RELEASE: No. For Electrolyte Solution: ACUTE: Yes; CHRONIC: No; FIRE: Yes; REACTIVE: No; SUDDEN RELEASE: No.
- **SARA Section 313:** Acetonitrile is listed in 40 CFR §372.65. Persons who "otherwise use" acetonitrile in quantities >10,000 lbs./year are required to report releases to the environment on EPA Form R.

**CERCLA REPORTABLE QUANTITY (RQ):** Acetonitrile = 5,000 lbs. (2,270 kg)

**TOXIC SUBSTANCE CONTROL ACT (TSCA) INVENTORY STATUS:** All components of these articles are listed on the TSCA inventory.

**OTHER U.S. FEDERAL REGULATIONS:** This product meets the definition of an "Article" under the Federal OSHA Hazard Communication Standard and is exempt from MSDS/SDS requirements pursuant to §1910.1200(b)(6)(v). Specifically, §1910.1200(c) defines an "Article" as follows: Article means a manufactured item other than a fluid or particle: (i) which is formed to a specific shape or design during manufacture; (ii) which has end use function(s) dependent in whole or in part upon its shape or design during end use; and (iii) which under normal conditions of use does not release more than very small quantities, e.g., minute or trace amounts of a hazardous chemical, and does not pose a physical hazard or health risk to employees.

Acetonitrile has requirements under the following U.S. Federal regulations.

**CLEAN AIR ACT:** Acetonitrile is listed as a Hazardous Air Pollutant (HAP).

**CLEAN WATER ACT REQUIREMENTS:** Acetonitrile is designated as a toxic pollutant pursuant to Section 307(a)(1) of the Federal Water Pollution Control Act and is subject to effluent limitations.

**CERCLA:** Persons in charge of vessels or facilities are required to notify the National Response Center (NRC) immediately, when there is a release of a designated hazardous substance, in an amount equal to or greater than its reportable quantity.

Acetonitrile has a RQ of 5,000 lbs. or 2,270 kgs. The toll free number of the NRC is (800) 424-8802. Notification requirements are set forth in 40 CFR §302.6.

**CALIFORNIA SAFE DRINKING WATER AND TOXIC ENFORCEMENT ACT (PROPOSITION 65):** No component of this product is on the CA Proposition 65 lists.

**ANSI LABELING (Z129.1):** This is a manufactured article; no label information is required under OSHA 29 CFR 1910.1200 or ANSI Z400.1 to address the chemical hazards.

## SECTION 15 - REGULATORY INFORMATION (CONTINUED)

**EU REGULATIONS:****AUTHORIZATIONS AND/OR RESTRICTIONS ON USE:**

- **Authorizations:** Not regulated
- **Restrictions on use:** Not regulated
- **Other EU regulations:** Not regulated

**KOREA REGULATORY INFORMATION:****OCCUPATIONAL SAFETY AND HEALTH REGULATION:**

- **Aluminum:** Occupational exposure limits listed, Administration subject listed, Health examination agent (12 months), Work environment monitoring listed (6 months)
- **Cellulose:** Occupational exposure limits listed
- **Acetonitrile:** Occupational exposure limits listed, Administration subject listed, Health examination agent (12 months), Work environment monitoring listed (6 months)

**TOXIC CHEMICAL CONTROL ACT:**

- **Activated Carbon:** Existing Chemical Substance (KE-04671)
- **Aluminum:** Existing Chemical Substance (KE-00881)
- **Cellulose:** Existing Chemical Substance (KE-05339)
- **Acetonitrile:** Existing Chemical Substance (KE-00067)
- **Tetraethylammonium tetrafluoroborate:** Existing Chemical Substance (KE-05-1249), Toxic Chemicals (97-1-377)
- **Other substances:** Existing Chemical Substance

**DANGEROUS MATERIAL SAFETY MANAGEMENT REGULATION:**

- **Activated Carbon:** Non-dangerous goods
- **Aluminum:** Metal powder class 2
- **Acetonitrile:** Petroleum class 4-1 (water soluble liquid-400L)
- **Wastes Control Act:** Not regulated
- **Persistent Organic Pollutants Acts:** Not regulated

**JAPAN REGULATORY INFORMATION****CHEMICAL SUBSTANCES CONTROL LAW:**

- **Acetonitrile:** (2)-1508
- **Tetraethylammonium tetrafluoroborate:** (1)-46 (Fluoroboric acid), (2)-186 (Tetraalkyl (C1-7) ammonium salt)

**POISONOUS AND DELETERIOUS SUBSTANCES CONTROL ACT:**

- **Acetonitrile:** Deleterious Substances
- **Tetraethylammonium tetrafluoroborate:** Deleterious Substances

**INDUSTRIAL SAFETY AND HEALTH ACT:**

- **Acetonitrile:** Regulated (>1%)

**AIR POLLUTION CONTROL LAW:**

- **Acetonitrile:** Hazardous Air Pollutants
- **Tetraethylammonium tetrafluoroborate:** Hazardous Air Pollutants

## SECTION 15 - REGULATORY INFORMATION (CONTINUED)

## WATER POLLUTION CONTROL LAW:

- **Tetraethylammonium tetrafluoroborate:** Regulated (10mg/L (B,Non-marine), 230mg/L (B,Marine))

## SOIL CONTAMINATION COUNTERMEASURES AC :

- **Tetraethylammonium tetrafluoroborate:** Regulated Class 2

## CHINA REGULATORY INFORMATION

## INVENTORY OF EXISTING CHEMICAL SUBSTANCES PRODUCED OR IMPORTED IN CHINA (IECSC):

- **Activated Carbon:** Present [34023]
- **Aluminum:** Present [23567]
- **Cellulose:** Present [35364]
- **Acetonitrile:** Present [39036]
- **Tetraethylammonium tetrafluoroborate:** Present [33168]

## CATALOG OF HAZARDOUS CHEMICALS (2015):

- **Aluminum:** Present
- **Acetonitrile:** Present

## CANADA REGULATORY INFORMATION

## CANADA MANAGEMENT INFORMATION DOMESTIC SUBSTANCES LIST (DSL):

- **Activated Carbon:** Present
- **Aluminum:** Present
- **Cellulose:** Present
- **Acetonitrile:** Present

## CANADA MANAGEMENT INFORMATION NON-DOMESTIC SUBSTANCES LIST (NDSL):

- **Tetraethylammonium tetrafluoroborate:** Present

**SUBSTANCE OF ROTTERDAM PROTOCOL:** Not regulated

**SUBSTANCE OF STOCKHOLM PROTOCOL:** Not regulated

**SUBSTANCE OF MONTREAL PROTOCOL:** Not regulated

## SECTION 15 - REGULATORY INFORMATION (CONTINUED)

## FOREIGN INVENTORY STATUS

• **Activated Carbon**

Australia management information Inventory of Chemical Substances (AICS): Present

Philippines management information Inventory of Chemicals and Chemical Substances (PICCS): Present

New Zealand management information Inventory of Chemicals (NZIoC): HSNO Approval: HSR001271

• **Aluminum**

Australia management information Inventory of Chemical Substances (AICS): Present

Philippines management information Inventory of Chemicals and Chemical Substances (PICCS): Present

New Zealand management information Inventory of Chemicals (NZIoC): HSNO Approval: HSR001263

(coated, PGII); HSNO Approval: HSR001471, HSR001473 (coated, PGIII); HSNO Approval: HSR001474

(pyrophoric); HSNO Approval: HSR001472 (uncoated, PGII)

• **Cellulose**

Australia management information Inventory of Chemical Substances (AICS): Present

Philippines management information Inventory of Chemicals and Chemical Substances (PICCS): Present

New Zealand management information Inventory of Chemicals (NZIoC): May be used as a single component chemical under an appropriate group standard.

• **Acetonitrile**

Australia management information Inventory of Chemical Substances (AICS): Present

Philippines management information Inventory of Chemicals and Chemical Substances (PICCS): Present

New Zealand management information Inventory of Chemicals (NZIoC): HSNO Approval: HSR001071

• **Tetraethylammonium tetrafluoroborate**

Australia management information Inventory of Chemical Substances (AICS): Present

Philippines management information Inventory of Chemicals and Chemical Substances (PICCS): Present

New Zealand management information Inventory of Chemicals (NZIoC): HSNO Approval: HSR004712

**SECTION 16 - DOCUMENT INFORMATION**

**Full text of H-Statement referenced under Section 3**

- H225 Highly flammable liquid and vapor
- H302 Harmful if swallowed
- H312 Harmful in contact with skin
- H315 Causes skin irritation
- H319 Causes serious eye irritation
- H332 Harmful if inhaled
- H335 May cause respiratory irritation

Document Name: Safety Data Sheet (SDS) for Maxwell Ultracapacitors	Document Control Number: 3000389-EN
Revision #: 5	Revision Date: August 30, 2018
Approved by: Vice President of Operations	

Product dimensions are for reference only unless otherwise identified. Product dimensions and specifications may change without notice. Please contact Maxwell Technologies directly for any technical specifications critical to application. Products and related processes may be covered by one or more U.S. or international patents and pending applications. Please see [www.maxwell.com/patents](http://www.maxwell.com/patents) for more information.

<p><b>Maxwell Technologies, Inc.</b>  <b>Global Headquarters</b>                  3888 Calle Fortunada                  San Diego, CA 92123                  USA                  Tel: +1 (858) 503-3300                  Fax: +1 (858) 503-3301</p>	<p><b>Maxwell Technologies SA</b>                  Route de Montena 65                  CH-1728 Rossens                  Switzerland                  Tel: +41 (0)26 411 85 00                  Fax: +41 (0)26 411 85 05</p>	<p><b>Maxwell Technologies, GmbH</b>                  Leopoldstrasse 244                  80807 Munich                  Germany                  Tel: +49 (0)89 4161403 0                  Fax: +49 (0)89 4161403 99</p>	<p><b>Maxwell Technologies Shanghai Trading Co. Ltd.</b>                  Room 1005, 1006, and 1007                  No. 1898, Gonghexin Road,                  Jin An District, Shanghai                  200072, P.R. China                  Tel: +86 21 3852 4000                  Fax: +82 21 3852 4099</p>	<p><b>Nesscap Co., Ltd.</b>                  17, Dongtangiheung-ro                  681 Beon-gil, Giheung-gu,                  Yongin-si, Gyeonggi-do                  17102                  Republic of Korea                  Tel: +82 31 289 0721                  Fax: +82 31 286 6767</p>
--	--	--	---	---

MAXWELL TECHNOLOGIES, MAXWELL, MAXWELL CERTIFIED INTEGRATOR, ENABLING ENERGY'S FUTURE, DURABLU, NESSCAP, XP, BOOSTCAP, D CELL, CONDIS and their respective designs and/or logos are either trademarks or registered trademarks of Maxwell Technologies, Inc., and/or its affiliates, and may not be copied, imitated or used, in whole or in part, without the prior written permission Maxwell Technologies, Inc. All contents copyright © 2018 Maxwell Technologies, Inc. All rights reserved. No portion of these materials may be reproduced in any form, or by any means, without prior written permission from Maxwell Technologies, Inc.

06 June 2018

**Subject: Maxwell Technologies Transportation Regulations**

To Whom It May Concern:

This is to advise our customers and shipping partners that electric double layer capacitors (EDLCs), such as the ultracapacitor devices and modules manufactured by Maxwell Technologies, Inc. ("Maxwell"), are no longer considered subject to dangerous goods (hazardous materials) transportation regulations when shipped according to the requirements highlighted below. Consequently, Maxwell's practice of transporting our ultracapacitor devices and modules has changed accordingly.

The notable transportation regulations include, but are not limited to:

- 2018 ICAO Technical Instructions on the Safe Transport of Dangerous Goods by Air (59th edition of the International Air Transport Association Dangerous Goods Regulations);
- International Maritime Dangerous Goods Code incorporating amendment 36-12;
- European road and rail regulations (the ADR and RID); and
- US Hazardous Materials Regulations in Title 49 of the Code of Federal Regulations (Parts 171 to 180).

These regulations now include a new United Nations identification number and proper shipping name for EDLCs – [UN 3499 CAPACITOR](#) (p319), electric double layer capacitor (with an energy storage capacity greater than 0.3 Wh). Additionally, other regulations, such as special provision 361, [A186 in ICAO/IATA](#), and [173.176 in the US DOT](#) regulations, each of which are applicable to EDLCs, includes provisions identifying the conditions under which capacitors of more than 0.3 Wh may be transported as not subject to the regulations. These conditions, as applicable to Maxwell ultracapacitor devices and modules, which are capacitors containing a flammable liquid, include:

- Individual capacitors must have an energy storage capacity of less than 10 Watt-hours (Wh);
- The Wh rating must be marked on each capacitor;
- Each capacitor must be able to withstand a pressure differential (as in a vacuum test) of 95 kPa;
- Each capacitor must have a vent or weak point to safely relieve pressure that may build up in use and each capacitor must be packed or installed in equipment in a manner that retains any liquid that is released;
- Each capacitor must be able to withstand a drop from a height of 1.2 meters;



**Maxwell Technologies, Inc.**  
**Global Headquarters**  
3888 Calle Fortunada  
San Diego, CA 92123  
USA  
Phone: +1 (858) 503-3300  
Fax: +1 (858) 503-3301



**Maxwell Technologies SA**  
Route de Montena 65  
CH-1728 Rossens  
Switzerland  
Phone: +41 (0)26 411 85 00  
Fax: +41 (0)26 411 85 05



**Maxwell Technologies GmbH**  
Leopoldstrasse 2+4  
80807 München  
Germany  
Phone: +49 (0)89 4161403 0  
Fax: +49 (0)89 4161403 99



**Nesscap Co., Ltd**  
17, Dongtangiheung-ro 681beon-gil,  
Giheung-gu, Yongin-si  
Gyeonggi-do  
17102  
Republic of Korea  
Phone: +82 31 239 0721  
Fax: +82 31 286 6767



**Maxwell Technologies  
(Shanghai) Trading Co., Ltd**  
Room 1005, 1006 and 1007  
No. 1898, Gonghexin Road,  
Jing An District, Shanghai 200072  
P.R. China  
Phone: +86 21 3680 4600  
Fax: +86 21 3680 4699



**Maxwell Technologies, Inc.**  
**Shanghai Representative Office**  
Rm 1008  
No. 1898, Gonghexin Road,  
Jing An District, Shanghai 200072  
P.R. China  
Phone: +86 21 3680 4600  
Fax: +86 21 3680 4699

- Capacitors, including capacitors in modules but not in equipment, must be transported uncharged and protected against short circuit or protected by a strap connecting the capacitor terminals (or module terminals);
- Equipment containing these capacitors must be packed in a strong outer packaging with installed capacitors protected against accidental activation; and
- Manufacturers are responsible for meeting the additional above requirements applicable to capacitors when installed in equipment.

For your reference in conjunction with the above stated conditions, the following is a summary of the applicable shipping regulations for Maxwell's ultracapacitor devices and modules.

<b>Classification Energy Capacity</b>	<b>Maxwell Product</b>	<b>Shipping Regulation</b>
Individual Cells < 0.3Wh	HC series	No restrictions
Individual Cells and Modules ≥ 0.3Wh and < 10Wh	D Cell® series, K2 series, BMOD series, ESM products	Must be protected against short circuit or be fitted with a metal strap connecting the terminals See SP361

All capacitors presently made by Maxwell are less than 10 Wh capacity and meet all the above requirements when they are transported as individual capacitors or when transported in modules produced by Maxwell and in conformance with the handling and packaging requirements listed above. By meeting these requirements, Maxwell capacitors and Maxwell modules may be transported without being treated as dangerous goods (hazardous materials) under the above referenced transportation regulations.

If you have any questions, please contact the undersigned.

Sincerely,

  
**Ramon Arballo**

**Sr. Manager World Wide Logistics**  
Maxwell Technologies, Inc.